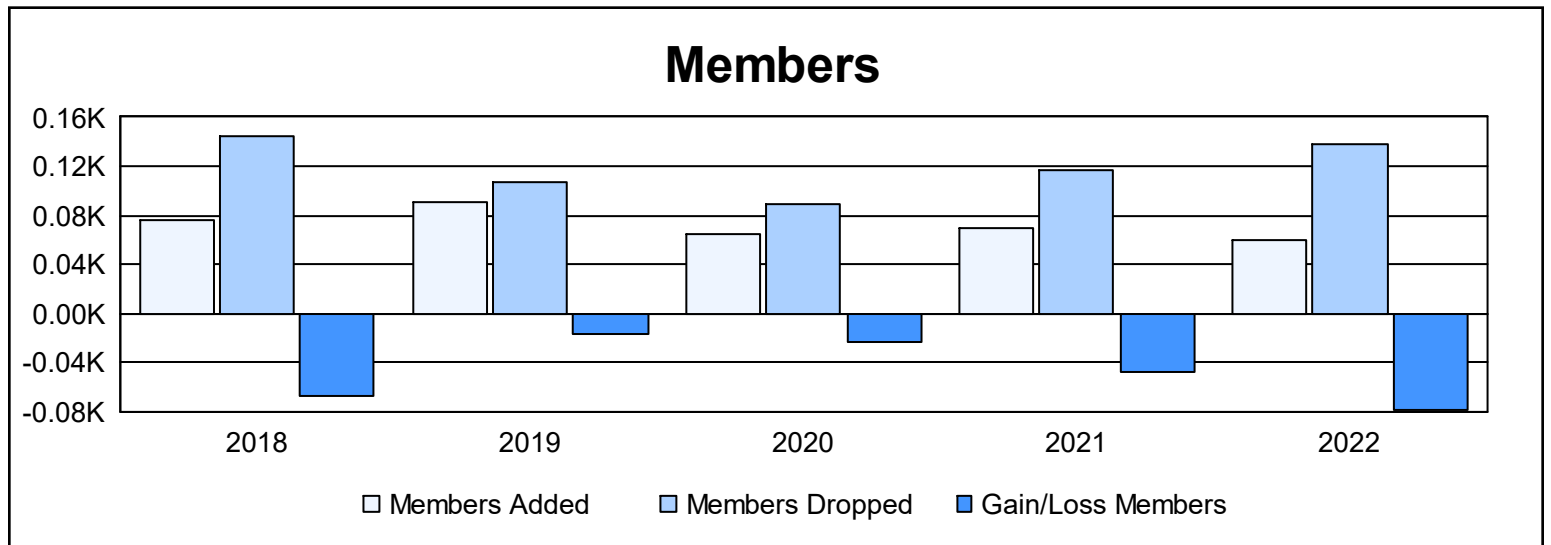
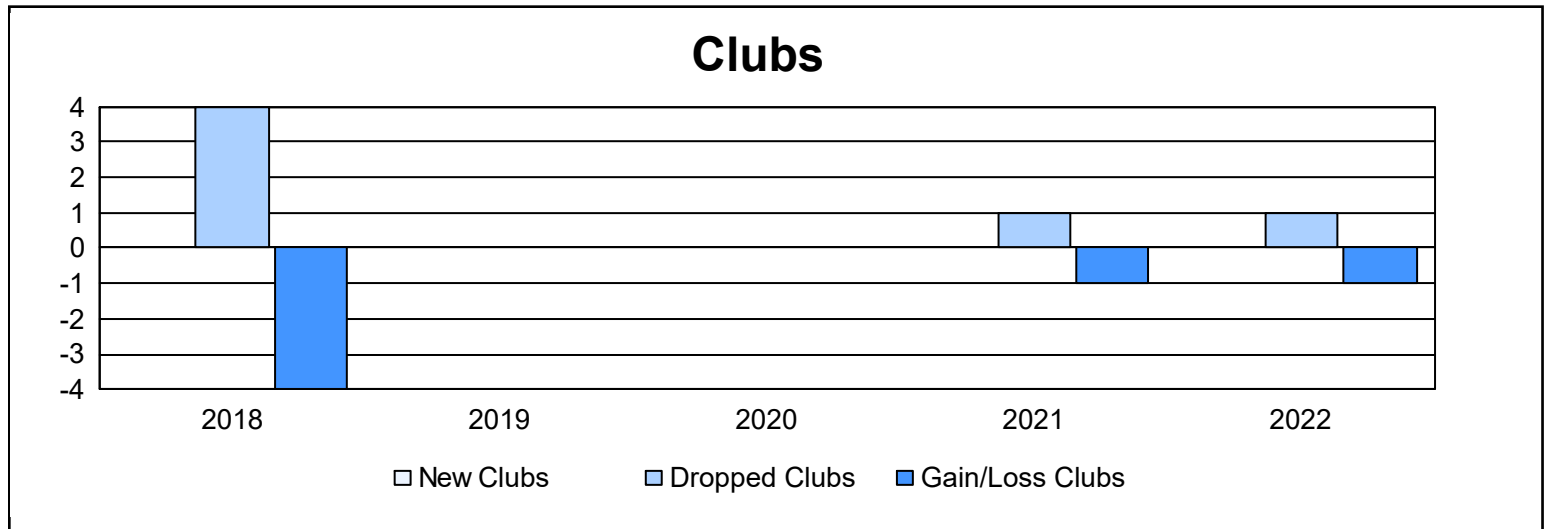
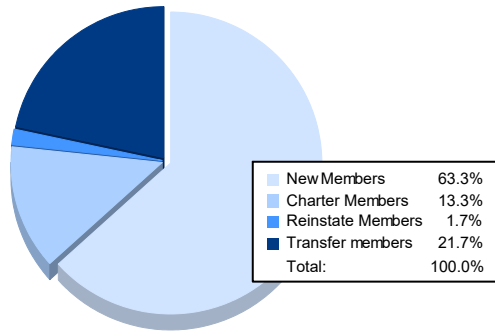


| Year | New Clubs | Dropped Clubs | Gain/ Loss Clubs | New Members | Charter Members | Reinstate Members | Transfer Members | Total Member Added | Total Members Dropped | Gain/ Loss Members |
|----------------|-----------|---------------|------------------|-------------|-----------------|-------------------|------------------|--------------------|-----------------------|--------------------|
| 2017-2018 | 0 | 4 | -4 | 63 | 0 | 3 | 10 | 76 | 144 | -68 |
| 2018-2019 | 0 | 0 | 0 | 75 | 1 | 5 | 9 | 90 | 107 | -17 |
| 2019-2020 | 0 | 0 | 0 | 59 | 0 | 2 | 4 | 65 | 89 | -24 |
| 2020-2021 | 0 | 1 | -1 | 49 | 9 | 10 | 1 | 69 | 117 | -48 |
| 2021-2022 | 0 | 1 | -1 | 38 | 8 | 1 | 13 | 60 | 138 | -78 |
| Average | 0 | 1 | -1 | 57 | 4 | 4 | 7 | 72 | 119 | -47 |



Membership Composition June 2022 Cumulative



Gender Composition June 2022 Cumulative

